

LLHB-OC-BL High Bay Microwave Bi-Level Sensors for Wet Locations

Hold off setpoint with automatic calibration option for convenience and added energy savings



Multiple mounting options for easy installation

Fully adjustable high and low dimmed light levels; optional dusk to dawn control



PROJECT	
LOCATION/TYPE	

Product Overview

Description

The LLHB-OC-BL mounts in an outdoor lighting fixture and provides multi-level control based on motion and/or daylight contribution. It controls 0-10 VDC LED drivers or dimming ballasts, and is rated for wet and cold locations.

All control parameters are adjustable via a wireless configuration tool capable of storing and transmitting sensor profiles.

Wireless Handheld Configuration Tool

Initial setup and subsequent sensor adjustments are made using a handheld configuration tool. This tool enables adjustment of parameters. The tool operates at a low level when there is sufficient daylight. The wireless tool stores up to five sensor parameter profiles to speed configuration of multiple sensors.

Applications

Operation

Typically, the sensor ramps lighting On to the selected High mode level when motion is detected and the ambient light level is below the hold off setpoint. After the sensor stops detecting movement and the time delay elapses, lights fade to the Low mode level. If there is no motion during the subsequent cut off time delay, the lights will turn Off. For dusk to dawn control, the integral photocell can switch the lights On and Off based on the ambient light level so that lighting remains on overnight even without motion detection.

The slim, low-profile LLHB-OC-BL is designed for installation inside the bottom of a light fixture body. When fully assembled and installed in an IP66-rated fixture, the sensor and FSP-Lx lenses are IP66 outdoor rated. The sensor is ideal for areas such as parking facilities, gas stations, pedestrian pathways and warehouses. A choice of four lenses ensures complete coverage for mounting heights up to 40'.

Features

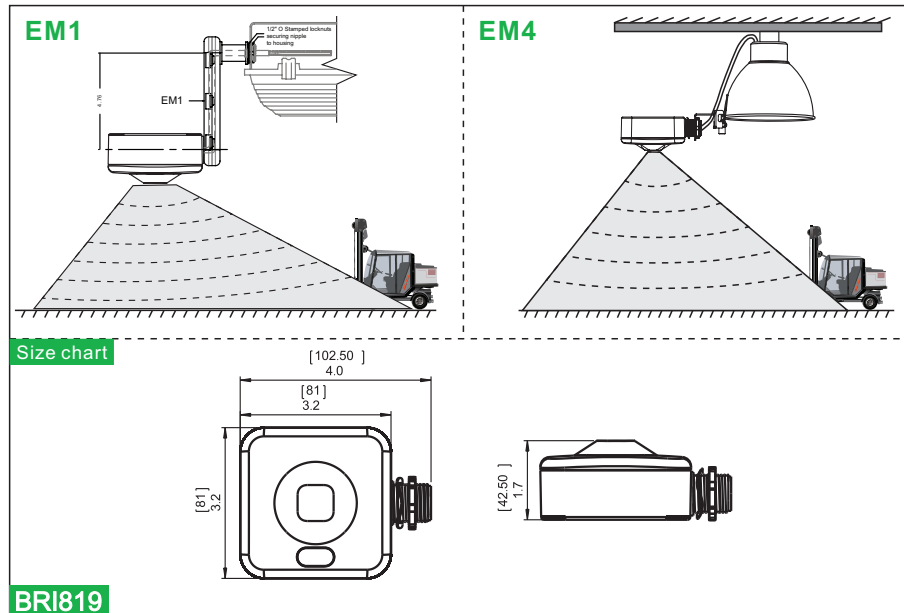
- Provides line voltage On/Off switching and 0-10VDC dimming control
- Works with ballasts or LED drivers
- High and low modes fully adjustable from 0 to 10V
- Time delay from 5 to 30 minutes
- Optional cut off delay
- Adjustable ramp up and fade down times
- High inrush stability zero crossing circuitry for reliable, long-life operation
- Catching relay is durable for all load
- Optional daylighting setpoints feature automatic calibration, or permit manual adjustment.
- Polycarbonate, flame retardant, UV resistant, impact resistant.
- UL773A and FCC

Specifications

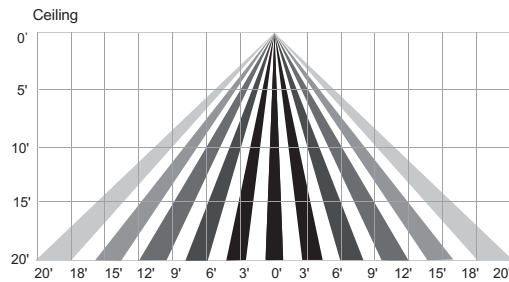
Power supply	120/277VAC 50/60Hz
Maximum load @ -40°F ~ 131°F (-40°C ~ 55°C)	Incandescent/Halogen - 800W/1200W@120/277V Fluorescent Ballast/CFL - 800W/1200W@120/277V Ballast Electronic (LED) - 800/1200VA@120/277V
HF System	5.8GHz CW
Dim control output	0-10V, max. 25mA sinking current
Detection radius/angle	Max 26.2ft. (8m)/360°
Mounting height	Max 50ft. (15m)
Remote range	33ft. (10m) indoor, no backlight
Time setting	10sec.-30min. (adjustable)
Light-control	10-2000Lux (adjustable)
Humidity	Max. 95% RH
Temperature	-104°F ~ +158°F (-40°C ~ +70°C)

Dimensions & Mounting

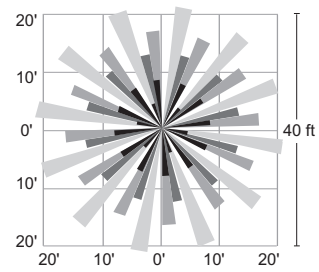
Mounting Using an EM1, EM4, Extender Module Accessory



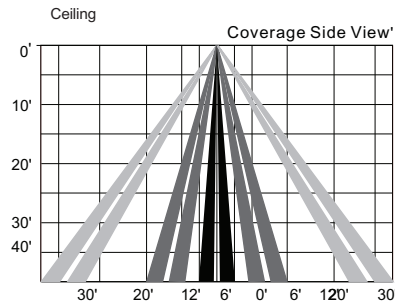
Coverage



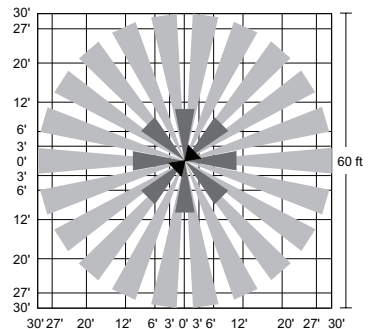
The LLHB-OC-BL side coverage pattern.



The LLHB-OC-BL top coverage pattern.



LLHB-OC-BL side coverage pattern.

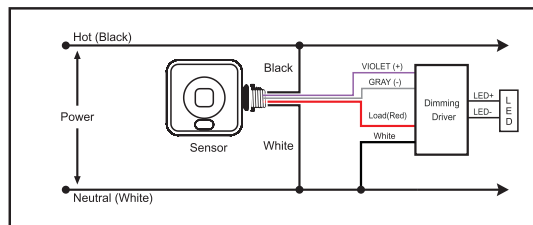


LLHB-OC-BL top coverage pattern.

Wiring

LLHB-OC-BL wiring with dimming ballast or LED driver.

Dimming Driver



LLHB-OC-BL wiring with non-dimming ballast or LED driver.

Non-Dimming Driver

